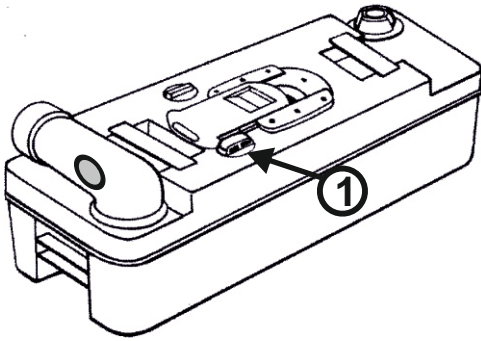



Closing of the overpressure valve SOG® + SOG® II type A for Thetford C2, C3, C4



A continually open overpressure valve is located on the fecal tank. This valve is rendered superfluous by the SOG toilet ventilation and must be closed, as otherwise odors occur here during travel, which consequently make their way into the service compartment and hence into the vehicle.

I Removing the valve ①:


Remove the valve by turning anticlockwise as far as the limit stop - then turning back approx one millimeter - while pulling up at the same time.



2 Press in valve actuator - press float against sealing lip and turn anticlockwise.
Remove float from the valve.



3 Pull valve actuator out of the valve and remove spiral spring.
Insert valve actuator again and push downwards as far as the limit stop.



4 Insert rubber disk - screw valve actuator together with plastic screw (see photo). Insert valve in the cassette again.